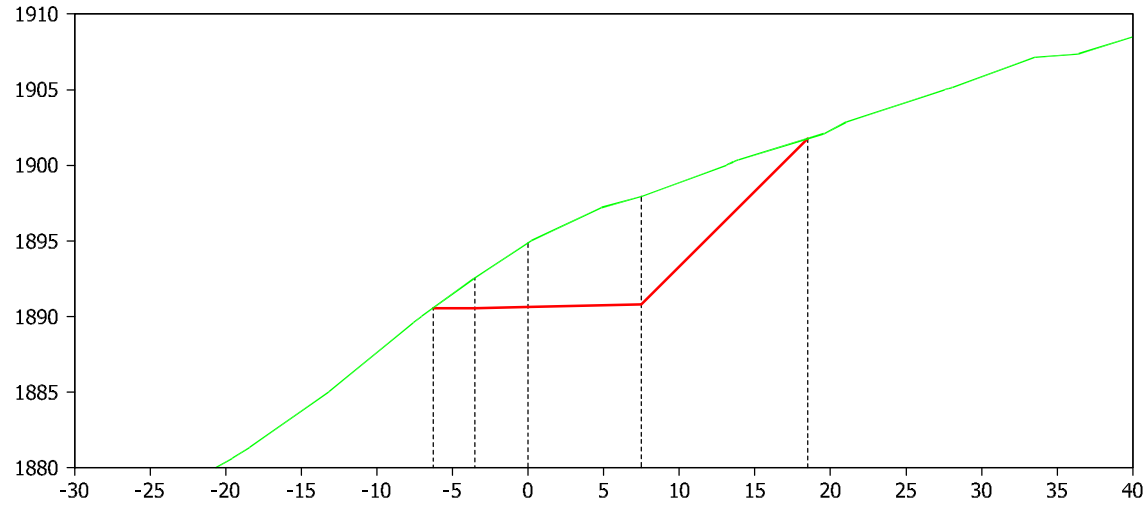
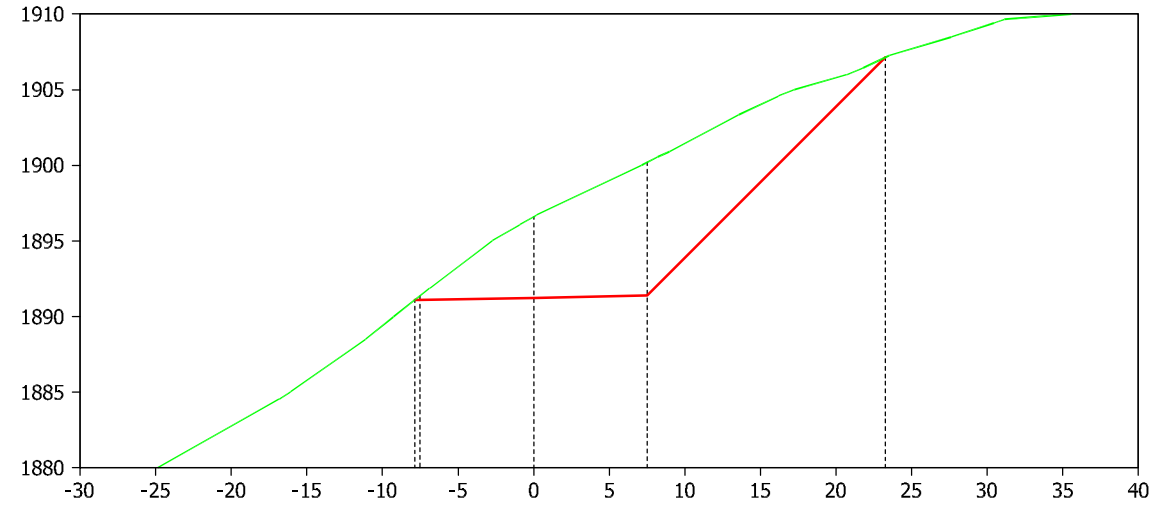


Perfil-9



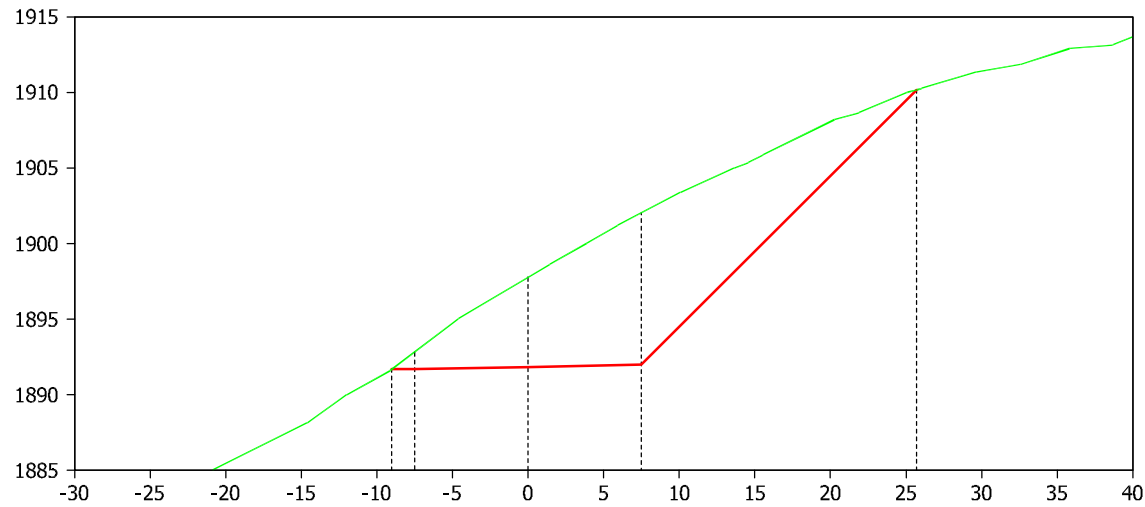
P.O.	Cota	
	Secció	Terreny
	1890.624	1890.554
	1890.624	1892.539
	1890.624	1894.859
	1890.624	1897.933
	1890.624	1901.764
	0+045	

Perfil-10



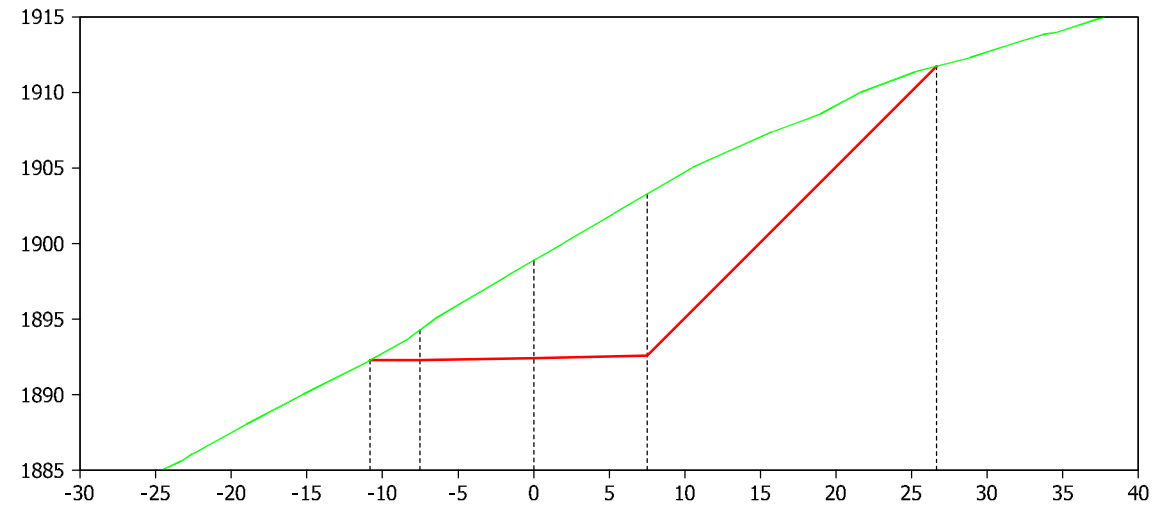
P.O.	Cota	
	Secció	Terreny
	1891.224	1891.074
	1891.224	1896.596
	1891.224	1900.193
	1891.224	1907.140
	0+050	

Perfil-11



P.O.	Cota	
	Secció	Terreny
	1891.824	1891.673
	1891.824	1892.822
	1891.824	1897.773
	1891.824	1902.030
	1891.824	1910.154
	0+055	

Perfil-12



P.O.	Cota	
	Secció	Terreny
	1892.423	1892.273
	1892.423	1894.270
	1892.423	1898.873
	1892.423	1903.261
	1892.423	1911.728
	0+060	